



DR. V.R.K WOMEN'S COLLEGE OF ENGINEERING AND TECHNOLOGY

Approved by AICTE & Permitted by Government of Telangana State
Affiliated to Jawaharlal Nehru Technological University Hyderabad
Aziznagar (V), Moinabad (M), R.R. Dist. 500 075 - T.S.
Contact No. 7893044962 / 08413235962
Website : www.drvrkwomenscollege.com

INCOME AND EXPENDITURE STATEMENT FOR THE FINANCIAL YEAR 2020-2021




PRINCIPAL
DR.V.R.K WOMEN'S COLLEGE
OF ENGINEERING AND TECHNOLOGY


**Dr. V.R.K. WOMEN'S COLLEGE OF ENGINEERING & TECHNOLOGY,
AZIZNAGAR (V), MOINABAD (M), R.R. DIST.**

INCOME AND EXPENDITURE STATEMENT FOR THE YEAR ENDING 01.04.2020 TO 31.03.2021

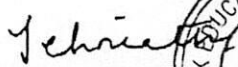
Expenditure		Rs	Income	Rs
Salaries		2,57,28,000	Fee Collection	16,10,000
Avertisement Charges		39,590	Other Receipts	
Electricity Charges		5,97,300	Alumni Contribution	1,48,500
Telephone Charges		24,780	Sponsored Research	5,00,000
Profession & Consultance Charges		41,550	Consultancy from Industry	-
Consumables		1,29,800	Others	-
E-Resource - DELNET Renewal	14,080.00			
- JGATE Renewal	73,630.00	87,710		
Repairs & Maintenance				
- Building Maintenance	30,68,285.00			
- Garden Maintenance	78,045.00			
- AMC - Green Audit	75,000.00			
- AMC-Website	70,000.00			
- AMC ERP	1,00,000.00	33,91,330		
Internet		48,000		
Printing and Stationery		83,450		
Financial Support, Conference, Workshop and Other promoting activities (R&D)		96,000		
Training & Travelling Exp.		1,96,236		
Conveyance		9,333		
Audit Fees		3,00,000		
Rates & Taxes		5,784		
Bank Charges		19,762		
Security Service Charges		1,78,704		
Affiliation and Other Expenses		3,75,000		
Canteen Expenses		76,371		
Staff Welfare		11,925		
Misc. Expenses		1,21,048		
Property Tax		2,69,797		
Professional Tax		53,790		
Net Loss		(3,21,18,719)		
Depreciation		24,91,959		
Total Expenditure		22,58,500	Total Income	22,58,500


Workings

Total Expenditure with Salary	3,43,77,219
Total Expenditure without Salary	86,49,219
total number of students	168
cost per student with salary	2,04,626
Cost per student without salary	51,483


PRINCIPAL
DR.V.R.K.WOMEN'S COLLEGE
OF ENGINEERING AND TECHNOLOGY

For Dr. VRK Educational Society


 (Ms. Shadan Tehniath)
 President



For Bhaskara Rao & Associates


Chartered Accountant

F.R.N.0061715

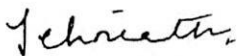
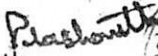


P. Prashanth

Partner


M.No.211208



**Dr. V.R.K. WOMEN'S COLLEGE OF ENGINEERING & TECHNOLOGY, AZIZNAGAR (V), MOINABAD (M), R.R. DIST.
Balance Sheet for the year ending 31st March, 2021**

Liabilities		Amount Rs.	Assets	Amount Rs.
Corpus Fund		0	Fixed Assets as per Schedule-I	10971484
Founder Member Contribution		1224000		
Revenue Reserves	-54907256		<u>Current Assets</u>	
Add: Current year excess	<u>-32118719</u>	-87025975	Cash & Bank	21762
<u>Current Liabilities</u>			<u>Loans & Advances</u>	
Advance Fee received		0	Electricity Deposit	352222
TDS Payable		63380.7	Telephone Deposit	500
Loan from Medical		97071768		
Professional Tax Payable		12795		
		11345969		11345968
For Dr. VRK Educational Society			For Bhaskara Rao & Associates	
 (Ms. Shadan Tehniath) President			Chartered Accountant F.R.N.0061715  P. Prashanth Partner M.No.211208	
				




PRINCIPAL
DR.V.R.K WOMEN'S COLLEGE
OF ENGINEERING AND TECHNOLOGY


Dr. V.R.K. WOMEN'S COLLEGE OF ENGINEERING & TECHNOLOGY, AZIZNAGAR (V), MOINABAD (M), R.R. DIST.

FIXED ASSETS DEPRECIATION SCHEDULE-I FOR THE FY 2020-21

Particulars	Dep. Rate	WDV as on 01.04.2020	Additions	Delections	Total	Depreciation for the year	WDV as on 31.03.2021
Land - Aziz Nagar	-	10,80,480.00	-	-	10,80,480.00	-	10,80,480.00
Buildings-Engg College	10%	22,25,549.34	-	-	22,25,549.34	2,22,554.93	20,02,994.41
Air Conditioner	15%	79,275.59	-	-	79,275.59	11,891.34	67,384.25
Vehicles	15%	4,87,618.86	-	-	4,87,618.86	73,142.83	4,14,476.03
Computers	40%	3,70,190.16	27,84,450.00	-	31,54,640.16	12,61,856.06	18,92,784.10
Electrical Equipments	15%	5,36,589.19	-	-	5,36,589.19	80,488.38	4,56,100.81
Furnitures & Fittings	10%	8,57,346.93	-	-	8,57,346.93	85,734.69	7,71,612.24
Generator	15%	1,070.75	-	-	1,070.75	160.61	910.13
Lab Equipment	15%	24,06,161.17	23,564.00	-	24,29,725.17	3,64,458.78	20,65,266.39
Office Equipment	15%	4,42,437.33	1,20,000.00	-	5,62,437.33	84,365.60	4,78,071.73
Projector	15%	24,241.32	-	-	24,241.32	3,636.20	20,605.12
Xerox Machine	15%	1,48,500.48	-	-	1,48,500.48	22,275.07	1,26,225.41
Lifts	15%	1,34,015.08	-	-	1,34,015.08	20,102.26	1,13,912.82
Fire Equipment	15%	1,12,900.02	-	-	1,12,900.02	16,935.00	95,965.01
Water Dispenser	15%	1,41,335.45	-	-	1,41,335.45	21,200.32	1,20,135.13
Water Purification Plant	15%	6,57,206.95	-	-	6,57,206.95	98,581.04	5,58,625.91
Solar Energy Systems	15%	3,10,611.42	-	-	3,10,611.42	46,591.71	2,64,019.71
Library Books	15%	1,30,587.54	1,11,150.00	-	2,41,737.54	36,260.63	2,05,476.91
Digital Library	15%	2,78,162.50	-	-	2,78,162.50	41,724.38	2,36,438.13
	TOTAL:-	1,04,24,280.08	30,39,164.00	-	1,34,63,444.08	24,91,959.84	1,09,71,484.24

For Dr. VRK Educational Society

Jehriath
(Ms. Shadan Tehniath)
President



For Bhaskara Rao & Associates
Chartered Accountant
F.R.N.0061715

Prashanth
P. Prashanth
Partner
M.No.211208



[Signature]
PRINCIPAL
DR.V.R.K WOMEN'S COLLEGE
OF ENGINEERING AND TECHNOLOGY

**Dr. V.R.K. WOMEN'S COLLEGE OF ENGINEERING & TECHNOLOGY,
AZIZNAGAR (V), MOINABAD (M), R.R. DIST.**

RECURRING EXPENDITURE STATEMENT FOR THE YEAR ENDING 01.04.2020 TO 31.03.2021

2020-21					
Particulars	CSE	ECE	EEE	S&H	TOTAL
	Rs.	Rs.	Rs.	Rs.	Rs.
Avertisement Charges	11,085	6,730	3,167	18,607	39,590
Electricity Charges	1,67,244	1,01,541	47,784	2,80,731	5,97,300
Telephone Charges	6,938	4,213	1,982	11,647	24,780
Profession & Consultance Charges	11,634	7,064	3,324	19,529	41,550
Consumables	36,344	22,066	10,384	61,006	1,29,800
E-Resource - DELNET Renewal	3,942	2,394	1,126	6,618	14,080
- JGATE Renewal	20,616	12,517	5,890	34,606	73,630
Repairs & Maintenance	-	-	-	-	-
- Building Maintenance	8,59,120	5,21,608	2,45,463	14,42,094	30,68,285
- Garden Maintenance	21,853	13,268	6,244	36,681	78,045
- AMC - Green Audit	21,000	12,750	6,000	35,250	75,000
- AMC-Website	19,600	11,900	5,600	32,900	70,000
- AMC ERP	28,000	17,000	8,000	47,000	1,00,000
Internet	13,440	8,160	3,840	22,560	48,000
Printing and Stationery	23,366	14,187	6,676	39,222	83,450
Financial Support, Conference, Workshop and Other promoting activities (R&D)	26,880	16,320	7,680	45,120	96,000
Training & Travelling Exp.	54,946	33,360	15,699	92,231	1,96,236
Conveyance	2,613	1,587	747	4,387	9,333
Audit Fees	84,000	51,000	24,000	1,41,000	3,00,000
Rates & Taxes	1,620	983	463	2,718	5,784
Bank Charges	5,533	3,360	1,581	9,288	19,762
Security Service Charges	50,037	30,380	14,296	83,991	1,78,704
Affiliation and Other Expenses	1,05,000	63,750	30,000	1,76,250	3,75,000
Canteen Expenses	21,384	12,983	6,110	35,894	76,371
Staff Welfare	3,339	2,027	954	5,605	11,925
Misc. Expenses	33,893	20,578	9,684	56,893	1,21,048
Property Tax	75,543	45,865	21,584	1,26,805	2,69,797
Professional Tax	15,061	9,144	4,303	25,281	53,790
Depreciation	6,97,749	4,23,633	1,99,357	11,71,221	24,91,959
TOTAL:-	24,21,781	14,70,367	6,91,938	40,65,133	86,49,219

For Dr. VRK Educational Society

Shadan Tehniath
(Ms. Shadan Tehniath)
President



For Bhaskara Rao & Associates

Chartered Accountant

F.R.N.0061715

Prashanth
P. Prashanth
Partner
M.No.211208



Principal
PRINCIPAL
DR.V.R.K WOMEN'S COLLEGE
OF ENGINEERING AND TECHNOLOGY




**Dr. V.R.K. WOMEN'S COLLEGE OF ENGINEERING & TECHNOLOGY, AZIZNAGAR (V), MOINABAD (M), R.R. DIST.
NON-RECURRING EXPENDITURE STATEMENT FOR THE YEAR ENDING 01.04.2020 TO 31.03.2021**

Year	TOTAL	CSE	ECE	EEE	S & H	TOTAL
	Rs.	Rs.	Rs.	Rs.	Rs.	Rs.
2020-21	30,39,164	8,50,966	5,16,658	2,43,133	14,28,407	30,39,164

For Dr. VRK Educational Society

Shadniath

(Ms. Shadan Tehniath)
President



For Bhaskara Rao & Associates
Chartered Accountant
F.R.N.0061715

Prashanth

P. Prashanth
Partner
M.No.211208



[Signature]
PRINCIPAL
DR.V.R.K WOMEN'S COLLEGE
OF ENGINEERING AND TECHNOLOGY

Dr. V.R.K. WOMEN'S COLLEGE OF ENGINEERING & TECHNOLOGY, AZIZNAGAR (V), MOINABAD (M), R.R. DIST.
 INSTITUTIONAL LEVEL INCOME AND EXPENDITURE AND COST PER STUDENT FOR THE YEAR 01.04.2020 TO 31.03.2021

FY 2020-21		CSE	ECE	EEE	S & H	TOTAL
Salaries		72,03,840	43,73,760	20,58,240	1,20,92,160	2,57,28,000
Recurring		24,21,781	14,70,367	6,91,938	40,65,133	86,49,219
Recurring including Salaries A		96,25,621	58,44,127	27,50,178	1,61,57,293	3,43,77,219
Non Recurring B		8,50,966	5,16,658	2,43,133	14,28,407	30,39,164
Total	C= A+B	1,04,76,587	63,60,785	29,93,311	1,75,85,700	3,74,16,383
No students	D	80	25	17	46	168
cost per student	E = C/D	1,30,957	2,54,431	1,76,077	3,82,298	2,22,717

For Dr. VRK Educational Society

Shadan Tennathi
 (Ms. Shadan Tennathi)
 President



For Bhaskara Rao & Associates

Chartered Accountant
 F.R.N.0061715

Prashanth
 P. Prashanth
 Partner
 M.No.211208



[Signature]
 PRINCIPAL
 DR.V.R.K WOMEN'S COLLEGE
 OF ENGINEERING AND TECHNOLOGY